

S S X - 8S



SUZUKI



Models shown with optional accessories



Born to Thrill

Work hard, play harder. The all-new GSX-8S features a torquey 776cc, 270° crank, parallel twin that delivers exciting performance and an exhilarating soundtrack throughout the rev range. A 5" TFT colour dash, bi-directional quick-shifter and aggressive design make for a refined yet thrilling ride on every journey.



Models shown with optional accessories



Models shown with optional accessories



Models shown with optional accessories

CONTENTS

Sharp, Muscular and Slim	3 - 4
Performance for a New Era	5
Suzuki Intelligent Ride System (SIRS)	6
Unleash the Agility	7 - 8
Suzuki Genuine Accessories	9 - 10
Colour and Specification	12



Models shown with optional accessories

Sharp, Muscular and Slim

The tight, clean lines of its face and tail sections are contrasted by the muscular mass in its centre. Every detail, right down to the distinctive short new silencer design, presents the futuristic appeal of slim, compact styling that instantly conveys performance potential in its mass-forward aggressive stance. This is highlighted by fully exposing the engine, frame, and other functional parts to bring a whole new feeling to the unique character of the GSX-8S, establishing it as the naked street fighter for a new era.



Models shown with optional accessories

Striking Form and Function

From the advanced functional and aesthetic design of the LED lighting both front and rear, to the wealth of information and unique presentation offered by the instrument panel's 5-inch colour TFT display, the GSX-8S is clearly destined to lead the way to your future riding enjoyment.



* All lights are illuminated in the photo for illustrative purpose.

LED Headlights and Position Lights

The vertically stacked pair of hexagonal LED headlights not only provide you with a clear view of the road ahead, but their compact design creates a sharp look with unique character that makes the front end look light and ready for action. The headlight assembly is flanked by compact LED position lights designed as narrow angled slits that trace forward and down along the front cowl to accent the unique "mask" of the front face.



LED Rear Combination Light

The LED rear combination light with integrated LED license plate light features a new design introduced for the first time on a Suzuki motorcycle. Mounted on the slim rear mudguard, this new light contributes to a sporty new design that makes the GSX-8S look even shorter and slimmer in the rear.



Day Mode



Night Mode

5 Inch Colour TFT Display

The GSX-8S adopts a custom 5-inch colour TFT display. Clearly legible high-quality information displays keep you fully aware of all the bike's systems and settings, and supply vital real-time operating status information. The tachometer does double duty as a programmable rpm indicator light that blinks when the engine reaches a preset speed, and the TFT now adds a function that lets you display large pop-up alerts and warnings. Manual or automatic switching settings for the day (white) and night (black) display modes let you maximise visibility at any hour and in any riding situation.



Left handlebar switch

Right handlebar switch

Intuitive Handlebar Switches

The ergonomic switch layout maximises operating ease and efficiency so you can access all controls while focusing on the road ahead. Select modes and make settings and adjustments for each SIRS control system by simply operating the MODE and UP/DOWN switches on the left handlebar.



Models shown with optional accessories



Models shown with optional accessories

Performance for a New Era



Models shown with optional accessories

Long Stroke Design and Abundant Torque

The GSX-8S, a naked street fighter for a new era with a slim powerplant leverages the compact dimensions of Suzuki's new parallel twin engine to help achieve the most effective chassis geometry for performance gains. The all-new engine is torquey and powerful, but also easy to control, with a smooth throttle response and an enjoyable nature it provides an exciting riding experience, whether enjoying a solo run or carrying a passenger. The GSX-8S' new parallel twin is a 776cc, DOHC, 4-valve-per-cylinder engine, which features a perfect balance of thrilling torque from low rpm combined with the rewarding feeling of free-revving performance through its mid-range all the way to the top end. Its 270° crankshaft design helps deliver all the character you desire from a twin engine and plenty of torque, positive traction, and a satisfying rumble and engine note like that of famed Suzuki V-twin engine. It also introduces the Suzuki Cross Balancer, an innovative new primary balancer design that creates smooth operation and helps enhance the GSX-8S's agile handling.




Suzuki Cross Balancer

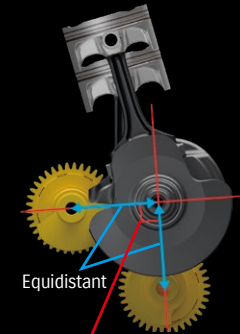
All modern parallel twin engines with a 270° crank layout employ a primary balancer to suppress vibration. Suzuki has created a new biaxial primary balancer, that is the first on a production motorcycle, to position its two balancers at 90° to the crankshaft.*¹ This patented*² mechanism excels at realising a smoother ride, while its design makes it possible to create a lighter powerplant that is more compact from front to rear.

*1 According to Suzuki's in-house research.

*2 Patent granted for biaxial primary balancer that positions its two balancers at 90° to the crankshaft.




Balancer No.1 Balancer No.2



Equidistant
90-degree

Distinctive Short Silencer Design

The GSX-8S features a short new silencer design that, contributes to the mass-forward stance of this new street fighter. It is part of a new 2-into-1 exhaust system engineered to produce a satisfying sound befitting the new parallel twin engine. The two-stage catalytic converter inside the collector helps limit emissions to a level that satisfies Euro 5 standards, while at the same time maximising power output and overall performance.

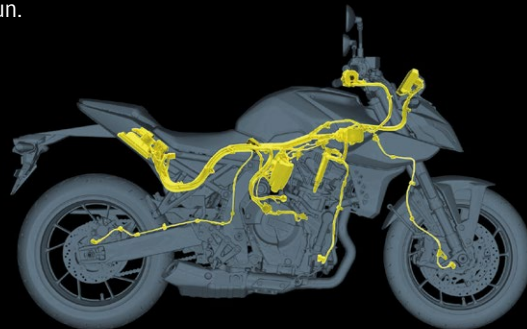


Suzuki Intelligent Ride System (SIRS)

The advanced electronic systems of the Suzuki Intelligent Ride System (SIRS) featured on the GSX-8S assist and help you optimise performance characteristics to match your changing riding needs and preferences. By making the GSX-8S feel more controllable, predictable, and less tiring to operate, these systems help you ride with greater peace of mind, whether touring for long distances, carrying a passenger, or heading out for a sporty solo run.

Suzuki Drive Mode Selector (SDMS)

Freely choose among three different power output characteristic modes to best match varying riding conditions or your preferences. While all three ultimately deliver maximum engine output, finer control over the level of throttle response and torque characteristics as you open the throttle to accelerate empowers you to ride with greater confidence and pleasure.



Mode A (Active) Delivers the sharpest throttle response as you open the throttle. Torque characteristics are finely tuned to deliver exciting acceleration as the throttle is opened.

Mode B (Basic) Features softer throttle response and a more linear power delivery curve as you open the throttle. Settings are tuned to help make the bike more controllable and a good fit for everyday riding.

Mode C (Comfort) Offers yet softer throttle response and more gentle torque characteristics. This mode is useful when riding on wet or slippery surfaces.

Bi-directional Quick Shift System

This standard-equipment feature lets you shift up or down while in motion without operating the clutch lever. When activated, the system delivers clean upshifts with smooth acceleration. Downshifts are also quick and easy, thanks in part to automatic blipping and engine braking working together harmoniously. The gear shift linkage system load rate is optimised to provide a solid, satisfying click with each shift that assures you the gearbox has responded immediately to your action.

Low RPM Assist

By helping prevent engine speed from dropping excessively when you pull away from a standing start or ride at low speeds, this function delivers smoother starts and inspires greater confidence when you are riding in stop-and-go traffic, or when doing U-turns.

Suzuki Traction Control System (STCS)

Designed to help prevent the rear wheel from slipping, this system reduces stress and fatigue while instilling greater confidence in controlling your ride. You can select from 3 modes to control how quickly the system takes effect and how proactive it is in limiting wheel spin, or you can opt to run with it turned off.

Note: The Traction Control System is not a substitute for the rider's throttle control. It cannot prevent loss of traction due to excessive speed when the rider enters a turn and/or applies the brakes. Neither can it prevent the front wheel from losing grip.

Ride-by-wire Electronic Throttle System

This cable-free system leverages the onboard ECM to finely control the relationship between throttle action and engine output characteristics. As a result, linear feedback to throttle grip action makes the GSX-8S feel controllable and helps promote more confident riding.

Suzuki Easy Start System

One quick press of a button starts the engine. As a function used on every outing, Easy Start makes your riding experience all the more pleasurable and convenient.



Models shown with optional accessories

Unleash the Agility



A Chassis Engineered for Real Riding Excitement

All you need do is look at the GSX-8S to see how the chassis was carefully engineered to be slim, compact, lightweight, highly agile, and ideally suited to supporting its high-performance parallel twin engine. Every aspect reflects a strong focus on great handling and control, even when riding with the optional soft side cases attached, and on minimising fatigue whether you are riding solo or carrying a passenger. The core structure of the chassis layout starts with a strong and highly rigid frame designed for the GSX-8S. Its exposed seat rails provide solid support, while also contributing to a slim appearance and stripped-down look of functional beauty. The lightweight aluminium swingarm, designed exclusively for the GSX-8S, is optimised to perform ideally on the street. The chassis geometry was meticulously planned to provide both straight-line stability and agile handling, along with a comfortable riding position that effectively distributes weight to the front and rear. The compact front-rear dimensions of Suzuki's new parallel twin engine further benefits the chassis geometry by realising a forward-positioned hip point that enables you to shift your weight toward the front and more easily control the GSX-8S when negotiating tight corners.



Models shown with optional accessories

Optimised Front and Rear Suspension

KYB inverted front forks with a 130mm stroke deliver a plush, controllable ride and feature stable damping characteristics that makes them suitable for both sports riding and long-distance runs. The dedicated link-type mono-shock KYB rear suspension is set up to contribute to straight-line stability and agility, even when carrying a passenger. The mechanical preload adjuster is particularly useful when heading out to ride tandem. And the settings are optimised to help realise agile handling and predictable steering into corners.



High-performance Wheels and Tyres

Cast-aluminium wheels with a unique new lightweight design contribute to the sharp styling of the GSX-8S and to its agile handling. The wheels are shod with a new generation of Dunlop RoadSport 2 radial tyres that benefit from an internal construction custom-engineered to match the characteristics of the GSX-8S and built to perform optimally. Their proven tread pattern introduces a new silica compound that enhances grip in wet conditions and durable wear resistance. Both the wheels and tyres work in harmony with the optimised suspension settings to help maximise grip, stability, and agility, and to deliver a comfortable ride.



Models shown with optional accessories

Suzuki Genuine Accessories

Genuine accessories represent a fun and practical way to customise and personalise the GSX-8S. Riders can freely choose from a rich line-up of items to enhance comfort, utility and protection, and to achieve their desired look.



Grip Heater 57100-25810-000
This grip heater has 3 adjustable heat level settings. You can keep the entire surface of the grip warm for comfortable riding.



Meter Visor 51800-25810-000
Provides a sporty look to the vehicle and designed with SUZUKI logo.



Fuel Tank Protection Foil 99181-25100-000
These protection foils help protect both sides of the tank from scratches and damages. Designed with black and grey colour, also matching the colours of the tank pad. Set of right and left side.



Fuel Tank Pad 99180-25100-000
Fuel tank pad with GSX logo to protect the fuel tank from damages and scratches.




Fuel Tank Bag (Small) 99000-04300-000
Durable nylon material with reflective piping, volume 5 litres expandable to 9 litres, rain cover and shoulder belt included.
*It requires p/n of "44200-25810-000" for installation.
Note) Max load 2.5kg
Max speed 130km/h (Please use this item in the speed of less than 130km/h.)



Fuel Tank Bag (Large) 99000-04600-000
Durable nylon material with reflective piping, volume 11 litres expandable to 15 litres, rain cover and shoulder belt included.
*It requires p/n of "44200-25810-000" for installation.
Note) Max load 2.5kg
Max speed 130km/h (Please use this item in the speed of less than 130km/h.)



USB Socket 39100-25810-000
A socket to help charge electronic devices through USB connection. There is a cover lid in order to protect the socket from dust, sand, etc. It is USB Type-A with output of 5V/2A.



Under Cowl 94400-25810-000
Cowling for the under side of the vehicle. It gives a unique look to your GSX-8S.



Brake Lever Guard 56300-25830-000
Made of high-end billet aluminium and plastic. Not in combination with handlebar balancer. With Suzuki "S" logo.



Clutch Lever Guard 56300-25850-000



Handlebar Balancer 56200-25850-000
Made of iron and aluminium with Suzuki "S" logo. Not in combination with brake and clutch lever guards. Set of right and left side.



Frame Slider 41900-25810-000
Helps reduction of damage and provides an attractive look to the vehicle. It is designed with SUZUKI logo. Set of right and left side.



Single Seat Cowl 45500-25800-000
Change the appearance of your motorcycle with this single seat cowl exclusively made for GSX-8S. It provides a unique look to your vehicle.



Stylish Seat 45100-25110-000
A stylish two-tone seat with embossed GSX logo to give the vehicle a classy look.



Mirror Extension 56000-25820-000
Gives another option for rear visibility. Mirror can be raised higher than 50 mm compared to standard and adjustable up to 40 mm sideways. Set of right and left side.



Navigation Bracket 99155-00A00-000
With damping system installed at the centre of the handle bar.



Fuel Cap Protection 99185-00A00-CRB
Helps protect fuel cap from scratches or any damages. The design is carbon looking. Not in combination with ring for tank bag (p/n 44200-25810-000).



Fuel Cap Protection 99185-00A00-BLK
Helps protect fuel cap from scratches or any damages. The design is black grained. Not in combination with ring for tank bag (p/n 44200-25810-000).



Rim Decals 99183-00A20-RD1
Decals to decorate the outer rim of your wheel. With SUZUKI logo.
*Set of decals for one wheel.
*Can be used for front and rear wheels.



Wheel Decals 99182-00A00-SZK
Decals to decorate the inner side of the wheel rim. With SUZUKI logo.
*Set of decals for one wheel.
*Can be used for front and rear wheels.



Ring for Tank Bag 44200-25810-000
Required item to install fuel tank bag large (p/n 990D0-04600-000) or fuel tank bag small (p/n 990D0-04300-000).




LED Turn Signals 35600-48810-000
High-tech LED turning lights. Set of two front and two rear turning lights. Including relay and mounting parts.



Soft Side Case Set 95400-25880-000
Attach these side cases for extra loading capacity and a classy-look to the vehicle. The volume is expandable from 15L up to 20L per case, also designed with SUZUKI logo. Set of right and left side. Side case bracket set is required for installation. Maximum load per case: 3kg. Max speed 130km/h



Side Case Bracket Set 93700-25840-000
This bracket set is required for installation of soft side case set. Set of right and left side.



Billet Brake Lever (Anodised) 57400-25810-000



Billet Clutch Lever (Anodised) 57620-25810-000

Machined from high-end billet aluminium, decorated with SUZUKI logo and Suzuki "S" logo. These black Anodised levers provide a more sporty look to the vehicle.



Models shown with optional accessories



Models shown with optional accessories



Models shown with optional accessories



Models shown with optional accessories

COLOUR VARIATIONS



Pearl Cosmic Blue (QU1)



Pearl Tech White (QU2)



Metallic Matt Black No.2 / Glass Sparkle Black (KGL)

SPECIFICATIONS

Overall length	2,115mm (83.3in.)
Overall width	775mm (30.5in.)
Overall height	1,105mm (43.5in.)
Wheelbase	1,465mm (57.7in.)
Ground clearance	145mm (5.7in.)
Seat height	810mm (31.9in.)
Kerb mass	202kg (445lbs.)
Engine type	4-stroke, 2-cylinder, liquid-cooled, DOHC
Bore x stroke	84.0mm x 70.0mm (3.3in. x 2.8in.)
Engine displacement	776cm ³ (47.4cu. in.)
Power	61kW @ 8,500RPM (82.9PS)
Torque	78Nm @ 6,800rpm (60.2lb. ft)
Compression ratio	12.8 : 1
Fuel system	Fuel injection
Starter system	Electric
Lubrication system	Forced feed circulation, Wet sump
Transmission	6-speed constant mesh
Suspension	Front Inverted telescopic, coil spring, oil damped Rear Link type, coil spring, oil damped
Rake / trail	25° / 104mm (4.1in.)
Brakes	Front Disc, twin Rear Disc
Tyres	Front 120/70ZR17M/C (58W) tubeless Rear 180/55ZR17M/C (73W) tubeless
Ignition system	Electronic ignition (transistorised)
Fuel tank capacity	14L (3.7/3.1 US/Imp gal)
Oil capacity (overhaul)	3.9L (1.0/4.1 US/Imp qt)
Fuel consumption	67.23MPG (4.2L/100km) in WMTC
CO ₂ emissions	99g/km

Actual fuel consumption and CO₂ emissions may differ owing to conditions such as the weather, road, rider behaviour and maintenance.



Models shown with optional accessories

Specifications, appearance, colours, (including body colour), equipment, materials and other aspects

of the "SUZUKI" products shown in the brochure are subject to change by Suzuki at any time without notice, and they may vary depending on local conditions or requirements. Some models are not available in some territories. Each model may be discontinued without notice. Please enquire at your local dealer for details of any such changes. All images of professional riders in controlled conditions.

Image contains computer-generated composites. All details and information correct at time of publication November 2022. Suzuki GB PLC, Steinbeck Crescent, Snelshall West, Milton Keynes MK4 4AE

- Always wear a helmet, eye protection and protective clothing.
- Enjoy riding safety.
- Read your Owner's Manual carefully.
- Never ride under the influence of alcohol or other drugs.

To find your nearest
Dealer visit

bikes.suzuki.co.uk



[/SuzukiBikeUK](#)

